



# SLR-X

Balanced flue gas fireplace



NEW GENERATION GAS FIREPLACES

2018 COLLECTION

# X-SERIES BALANCED FLUE GAS FIREPLACES

Heat & Glo is driven by 'innovation', and is constantly aiming to maintain the credo that 'No one builds a better fire'. The brand was founded in 1975, in a small Minnesota garage. In 1987, Heat & Glo redefined the fireplace industry by introducing 'Balanced Flue' technology - forever changing the way fireplaces function. It's flagship model was the DV88 which has evolved over the years to become known as the multi award-winning 6X.







Much has changed since those early developmental years... yet the formula remains the same. One part innovation, one part application, with an eye toward design and innovative technologies... always striving to be the market leader!

The stunning new X-Series range is packed with all the Heat & Glo features and technology you expect - IntelliFire™ PLUS Ignition, Direct Vent Technology (we invented it!), black glass reflective interiors... PLUS, logs, LED accent lighting, stylish surround options.... *and killer looks!*



## Technology

The new range of Heat & Glo X-SERIES gas fireplaces feature the following advanced technology...

3X 5X 6X SLR-X	 <b>INTELLIFIRE PLUS IGNITION SYSTEM</b> The IntelliFire™ Plus Ignition System (IPI) is an advanced intermittent pilot ignition system. IPI constantly monitors ignition, ensures safe functioning and conserves up to \$10/month in energy costs. IntelliFire Touch takes this technology to the next level with more safety and memory settings and a programmable wireless remote control.	
3X 5X 6X SLR-X	 <b>DIRECT VENT TECHNOLOGY</b> With Direct Vent fireplaces and inserts, 100% of combustion exhaust and fumes are removed from your home. These sealed fireplaces provide optimal heat, conserve energy and ensure clean, safe indoor air quality.	
3X 5X 6X	 <b>LED EMBER BED</b> Add an extra layer of dimension and light to your fire. Realistic illuminated LED embers let you enjoy the ambiance, with or without the fire.	
3X 5X 6X SLR-X	 <b>FADE-RESISTANT BLACK GLASS PANELS</b> A clean modern look never gets dull. Just like this black glass interior. It's hot. And looks that way, too. For the life of your fireplace.	
6X	 <b>ANTI REFLECTIVE CERAMIC GLASS</b> For an uninterrupted view of your new fireplace - no glare no reflection, just a clear gorgeous burning log fire to enhance the experience. The same quality and durability of ceramic glass, now with the added feature of an etched anti reflective outer surface - you won't believe the difference.	





# SLR-X NEW GENERATION

BALANCED FLUE GAS FIREPLACE



SLR-X shown with logs and Stainless steel reflective plates



SLR-X shown with driftwood and standard interior



SLR-X shown with pebbles and high gloss black interior

Flame, glow and technology come together for a totally immersive experience.

The New Generation SLR-X is the flagship of the new X-Series, boasting stylish European looks, clean minimalist lines throughout, all the latest Heat & Glo features and technology, PLUS more heat, greater installation options and a range of media options.

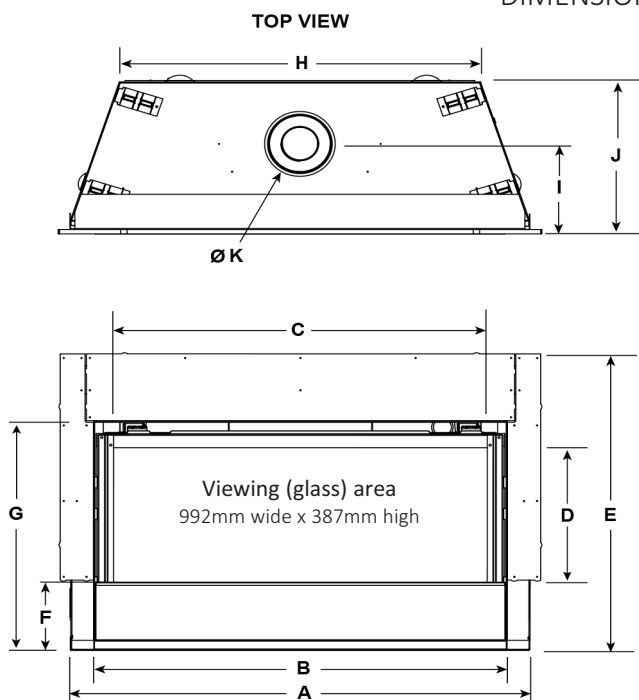
Personalise the aesthetics of the fireplace with a range of interior elements - logs, driftwood or pebbles, matched with either stainless steel or black glass reflective interiors, to customise and enrich the final appearance of your SLR-X.





## Specifications

### DIMENSIONS

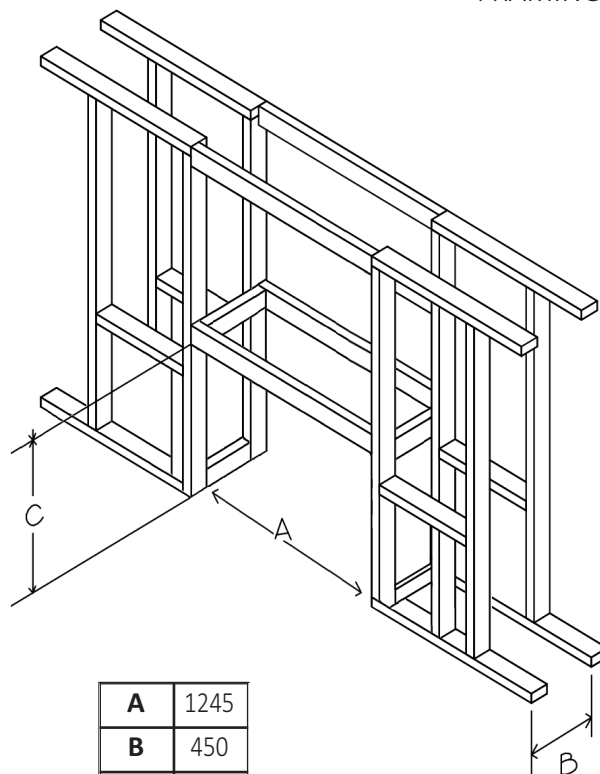


A	1219
B	1092
C	992
D	387

E	856
F	197
G	657
H	959

I	249
J	451
K	168

### FRAMING



A	1245
B	450
C	841

PLEASE NOTE: Unit must be installed (and gas connected) prior to plaster sheeting



## Features

### IntelliFire Plus™ Ignition

The IntelliFire Plus™ Ignition System is an "intelligent" control system providing energy conservation and the comfort of a roaring fire, all at your fingertips! IntelliFire Plus™ eliminates the need for a continuously burning pilot light, reducing gas consumption and lowering operating costs.



### IntelliFire Plus™ RC300

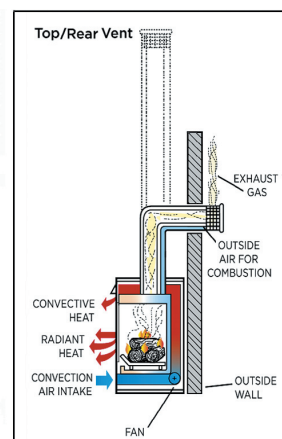
Our IntelliFire Plus™ remote control provides stylish and fully featured benefits that make controlling your heat easier than ever.

Incorporates an LCD screen, intuitive menus and large control buttons in a sleek and modern design. This wireless control gives you the flexibility to use as a remote only or a mount on the wall anywhere in the room.



### Balanced Flue System

The Heat & Glo balanced flue gas fireplace is a completely sealed system, drawing 100% of combustion air from outdoors and exhausting all combustion byproducts back outside, whilst maintaining optimum indoor air quality. Cold air drafts are eliminated and heat output is maximised. With the option of venting either from the top or rear (Heat & Glo's TR technology), even greater placement flexibility is possible, and the variable valve allows you to adjust the flame height and heat output... PLUS, we invented the technology!



**HEAT & GLO™**  
No one builds a better fire

Please contact us at:

**JETMASTER HEAT & GLO**  
444 Swan Street, Richmond  
Ph: 1300 219 875

### PLEASE NOTE:

- All dimensions above are in millimetres and for reference only.
- Refer to the Installation Manual and Framing Specifications prior to installing unit.
- Manufacturer reserves the right to update and modify unit specifications as required.
- Heat capacity for all units is indicative, and dependent on a number of factors: (1) Room size (2) Ceiling height (3) Type of floor covering (4) Window coverings - blinds / curtains / double glazing (5) Other factors affecting heat loss.
- In spite of our best efforts, pictures in this brochure may not be true representations of surround finish, fireplace finish and/or flames.