

# NOTHING BURNS LIKE A **QUADRA-FIRE**<sup>®</sup>



*Australia's most efficient wood fires!*



# QUADRA-FIRE RANGE - Slow Combustion Wood Fires

2100 Millenium ACC



The 2100 Millenium wood stove features a compact design with high heat output and solid performance. Featuring Automatic Combustion Control (ACC), the 2100 offers the best combination of heat and burn time for each load of wood at the optimum efficiency. The patented four-point combustion technology burns the wood gasses and smoke for a cleaner, more efficient burn than ever before.

3100 Millenium ACC



The 3100 Millenium wood stove is designed to deliver powerful performance. The durable construction features a fully welded, brick lined firebox with thick-plate steel and heavy duty hinges. Combined with Quadra-Fire's exclusive Automatic Combustion Control (ACC) technology, precision airflow management is delivered for longer, cleaner and more efficient burns.

3100 Step-Top ACC



The 3100 StepTop wood stove is designed to deliver powerful performance in an attractive step-top design. Features durable construction, a fully welded, brick lined firebox with thick-plate steel and heavy duty hinges. Quadra-Fire's exclusive Automatic Combustion Control (ACC) technology delivers precision airflow management for longer, cleaner and more efficient burns.

4300 Millenium ACC



The simple design of the 4300 Millenium wood stove allows it to fit comfortably into any room. It combines durable construction with true performance. The Automatic Combustion Control (ACC), offers more controllable heat output, cleaner emissions and higher efficiency. The 4300 Millenium allows you to load, light and burn longer, providing the right heat at the right time.

5700 Step-Top ACC



The largest freestanding wood stove in the range, the 5700 Step-Top delivers high efficiency and low emissions PLUS a maximum burn time of 19 hours. The durable steel construction, ash removal system and patented four-point combustion technology ensures that the 5700 Step-Top will deliver exceptional heat output for years and years.

## QUADRA-FIRE FREESTANDING UNITS FEATURE:

### AUTOMATIC COMBUSTION CONTROL For a perfect fire every time!

Our exclusive Automatic Combustion Control system turns you into a professional fire builder. Whether you are starting a cold stove, or reloading for the long burn, the automatic air control provides all the extra air to start the burning process, and then turns the stove down to your desired rate.



Start-up Control

- A 15 YEAR PLUS Warranty
- An optional fan
- 32mm Firebrick liner
- Patented Four Point QUAD BURN Technology
- No Catalytic Converter
- An 8mm Active Cooktop
- Optional outside Air Kit



# The VOYAGEUR GRAND ACC Wood Insert

## INSERT MODEL

### FEATURES:

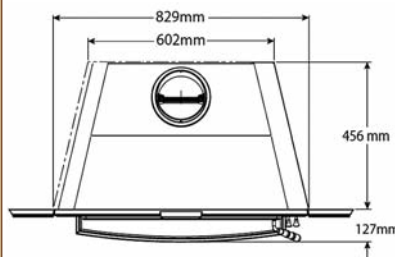
- Will fit up to 56cm logs
- Up to 8-10 hour burn time from a single load of wood
- Cast iron finish
- Designed to install flush into wall
- Standard fan kit
- Zero Clearance option available



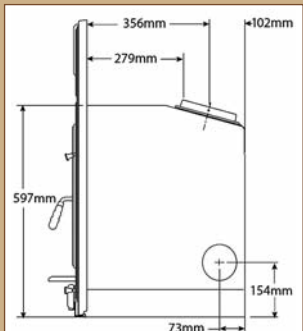
## VOYAGEUR GRAND Specifications

MODEL	WIDTH		HEIGHT	DEPTH	WEIGHT
	Opening	Unit Back	Opening	Into Fireplace	Unit only
VOYAGEUR GRAND	829	603	597	456	180kgs
PERFORMANCE					
Max Burn Time	Firebox Capacity		Emissions	Heating Capacity	Ave Efficiency
8-10hrs	Will fit up to 56cm logs		2.0g/kg	up to 27sq	63%

### UNIT DIMENSIONS



TOP VIEW



SIDE VIEW



## Turn up the heat with Advanced Combustion Technology

### HOT FAST FIRES!

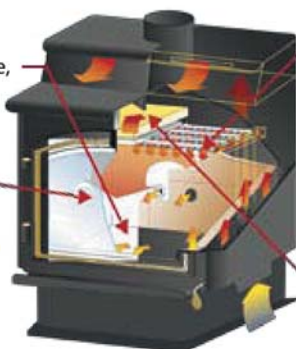
Air feeds directly into the coal bed, the heart of the fire, to provide quick startup and a complete burn.

### BEAUTIFUL FLAME BEHIND YOUR GLASS!

Air is drawn in above the glass, creating a curtain of air that helps keep the large window clean.

### Limited Lifetime Warranty

Quadra-Fire offers a Limited Lifetime Warranty of 10 yrs on our wood heating appliances, 3 years on labour.



### AMAZING CEILING OF FIRE!

Air is superheated and injected under the baffle, igniting the flammable gases rising from the wood, releasing more heat and reducing emissions.

### SUPER CLEAN BURN!

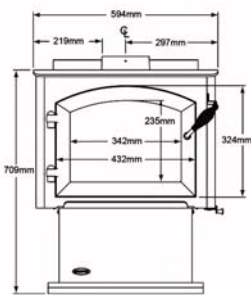
Jets of pre-heated air provide oxygen to the area just above the baffle, igniting almost all remaining impurities from the wood and capturing heat that normally escapes up the chimney.

**ULTRA LOW EMISSIONS • DUAL AIR CONTROL for unmatched performance**

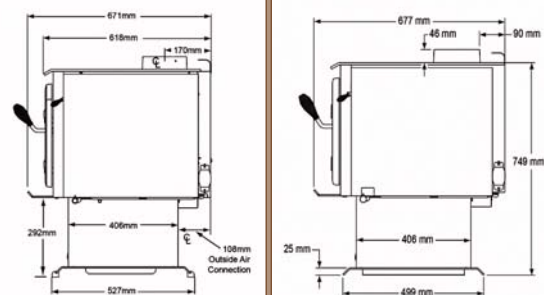


# QUADRA-FIRE Freestanding - Specifications

**2100 Millenium ACC**  
Front View

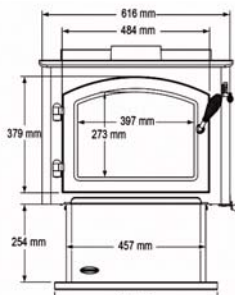


Side View

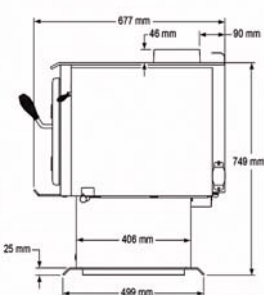


Heating Capacity	up to 20sq
Average Efficiency	81%
Average Emissions	2.0G/KG
Maximum Burn Time	7-8 hrs

**3100 Millenium ACC**  
Front View

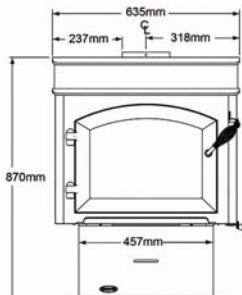


Side View

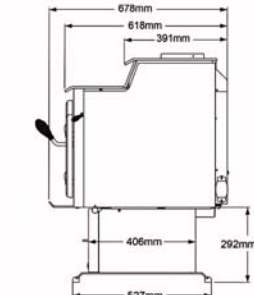


Heating Capacity	up to 27sq
Average Efficiency	71%
Average Emissions	1.4G/KG
Maximum Burn Time	8-10 hrs

**3100 Step Top ACC**  
Front View

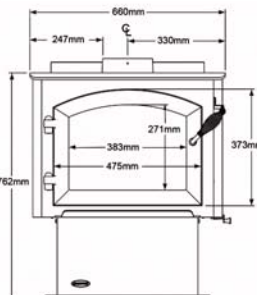


Side View

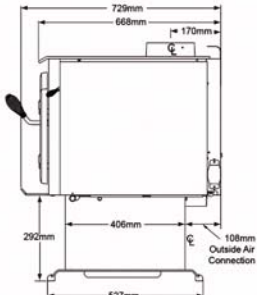


Heating Capacity	up to 27sq
Average Efficiency	71%
Average Emissions	1.4G/KG
Maximum Burn Time	8-10 hrs

**4300 Millenium ACC**  
Front View

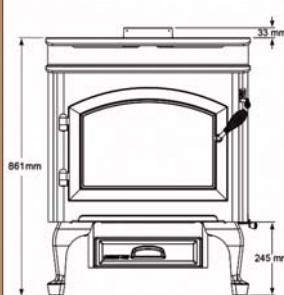


Side View

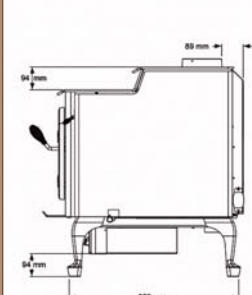


Heating Capacity	up to 30sq
Average Efficiency	78%
Average Emissions	2.5G/KG
Maximum Burn Time	10-12 hrs

**5700 Step Top ACC**  
Front View



Side View



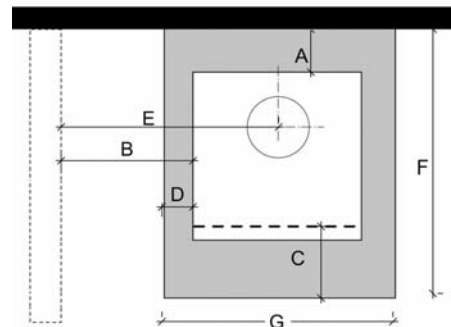
Heating Capacity	up to 37sq
Average Efficiency	65%
Average Emissions	1.5G/KG
Maximum Burn Time	14-19 hrs

- PLEASE NOTE:**
- Step-Top models are available with either legs or pedestal
  - Above dimensions are for reference only. We recommend measuring individual units at installation. Refer to installation manual for detailed specifications on installing this product.
  - Quadra-Fire reserves the right to update products and/or specifications periodically.
  - The images and descriptions in this brochure are provided to assist in product selection only.

## UNIT CLEARANCES

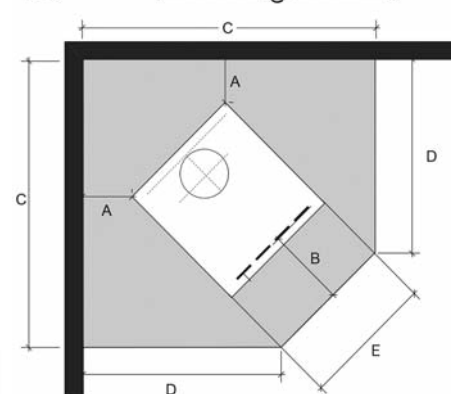
PARALLEL POSITIONING	With Australian default flue fitted				
	2100	3100	3100 Step Top	4300	5700 Step Top
A Min. clearance from firebox to rear wall	160	175	175	200	200
B Min. clearance from firebox to side wall	280	360	360	400	330
C Min. clearance from firebox opening to floor protector front	300	300	300	300	450
D Min. clearance from firebox to floor protector side	76	80	80	69	76
E Min. clearance from flue centre to side wall	577	668	668	730	673
F Min. clearance from rear wall to front of floor protector	1043	1062	1062	1133	1210
G Width of floor protector	746	800	800	798	850

NOTE: HEAT SHIELD REQUIREMENTS FOR HEAT SENSITIVE WALLS  
Clearances may be reduced by provision of an appropriately located heat shield - refer to AS/NZS 2918:2001 3.2.3 Table 3.1



CORNER POSITIONING (45°)	With Australian default flue fitted				
	2100	3100	3100 Step Top	4300	5700 Step Top
A Min. clearance from firebox to corner walls	210	225	130	250	100
B Min. clearance from firebox to floor protector front	300	300	300	300	450
C Min. clearance from corner wall to floor protector front	1228	1322	1227	1380	1443
D Min. floor protector projection from corner wall	808	756	661	910	841
E Min. floor protector front width	594	800	800	660	850

1. Place the firebox on the floor protector to suit the minimum installation clearances  
2. If installed directly onto a concrete slab, the concrete slab can be considered as the floor protector, but must still maintain the specified minimum clearances



**ULTRA LOW EMISSIONS - AS/NZS Compliant 2015 & 2019\***

\*31/31ST/31LE and 5700 are 2019 Compliant

**HEAT & GLO**  
No one builds a better fire



PLEASE CONTACT US AT:  
444 SWAN ST RICHMOND  
**PH: 1300 219 875**  
EMAIL: [info@jetmastervic.com.au](mailto:info@jetmastervic.com.au)  
WEB: [jetmastervic.com.au](http://jetmastervic.com.au)

[www.quadrafire.com.au](http://www.quadrafire.com.au)

**QUADRA-FIRE**  
NOTHING BURNS LIKE A QUAD



JMH&G JULY 2015